

INFORMED DELIVERY®

YEAR IN REVIEW

July 2023 – June 2024

Informed Delivery by USPS

Published Quarterly | Updated June 2024





Table of Contents

Executive Summary

Reach Millions of Users

Reach Engaged Users

Added Value

Package Campaigns

EXECUTIVE SUMMARY

The Informed Delivery® feature continues to provide value for brands by offering an additional touchpoint to re-engage customers, expand reach, and boost engagement.



CONTINUED GROWTH

The Informed Delivery user base has grown to 64.9M active users (+15% YoY).



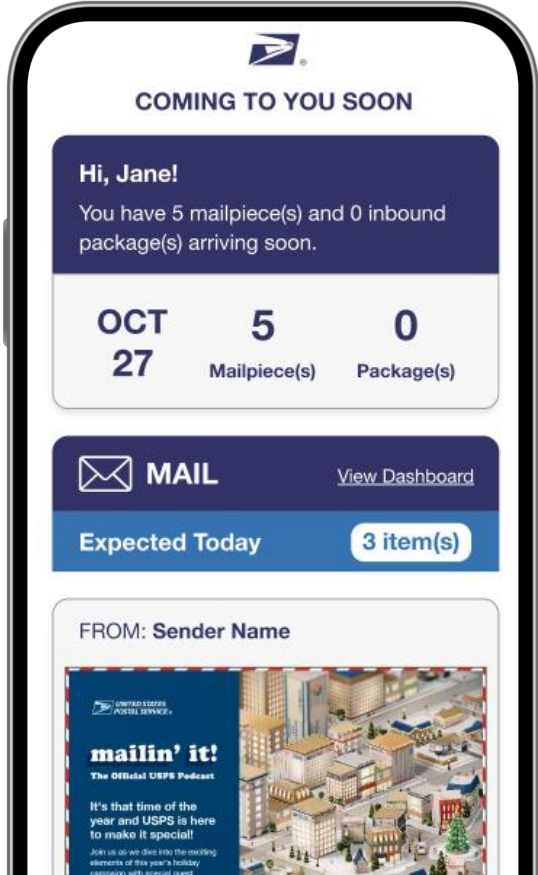
STRONG EMAIL OPEN RATE

Email open rate for Daily Digest emails has consistently outpaced the industry average at above 62%.



VALUABLE IMPRESSIONS

Informed Delivery campaigns generate over 6.2B impressions, creating an opportunity for brands to expand their reach.



Internal data as of June 30, 2024

SUMMARY OF KEY METRICS

The numbers below summarize key metrics that make the Informed Delivery[®] feature a powerful digital marketing tool.



62.9

Million
Users¹



41.8

Billion
Impressions²



31.8%

National
Saturation¹



62.2%

Average Email
Open Rate²



632,577

Campaigns
Completed¹



1:33

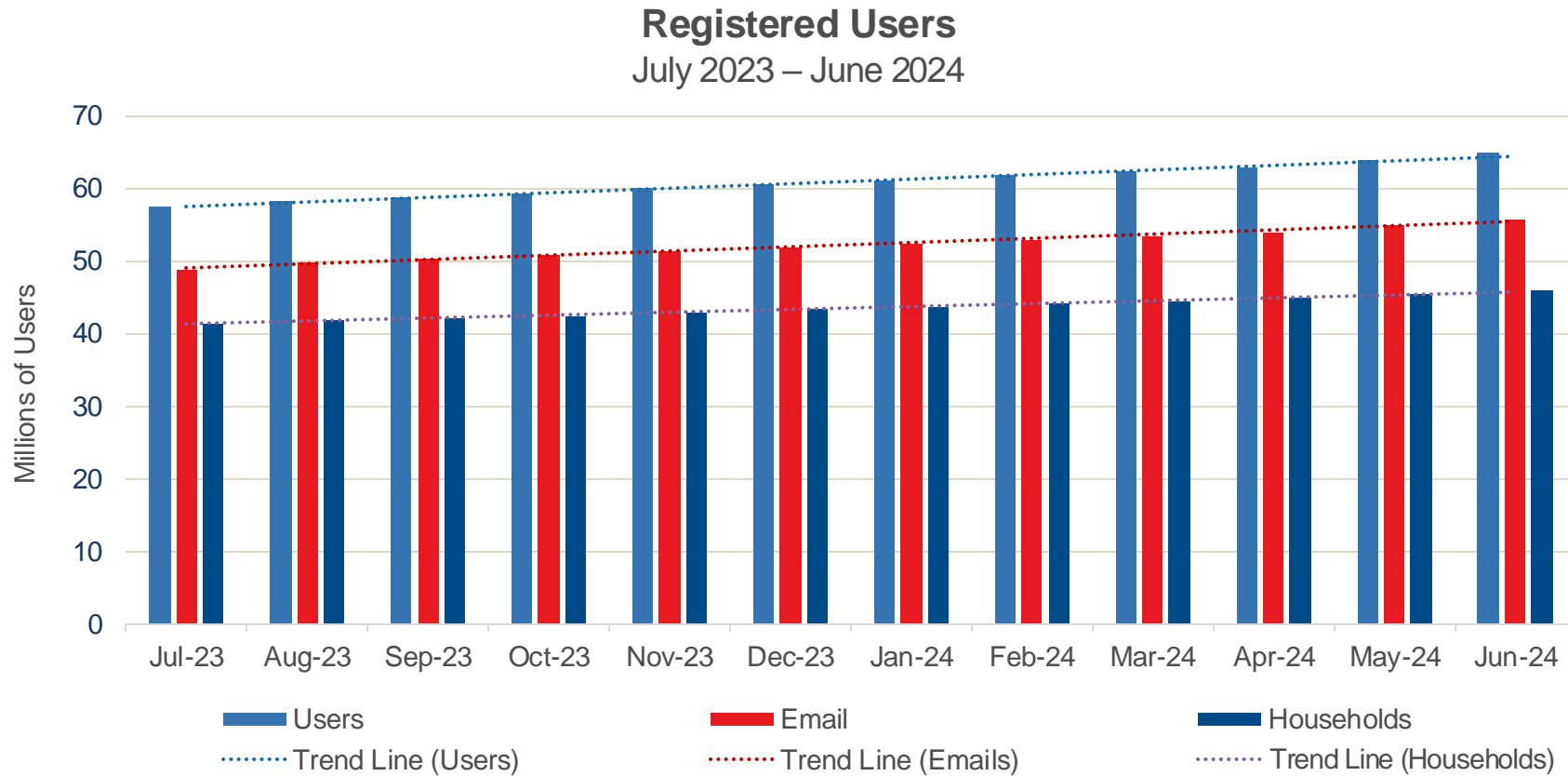
Average Time
Spent on
Dashboard²

¹Internal data as of June 30, 2024

²Internal data between Jul 1, 2023, and June 30, 2024

GROWING USER BASE

With a growing user base of 64.9M active users, Informed Delivery[®] provides brands an opportunity to reach a large population of highly engaged customers.



Informed Delivery User Base

64.9M

Users

+15% Growth YoY

45.9M

Households

+15% Growth YoY

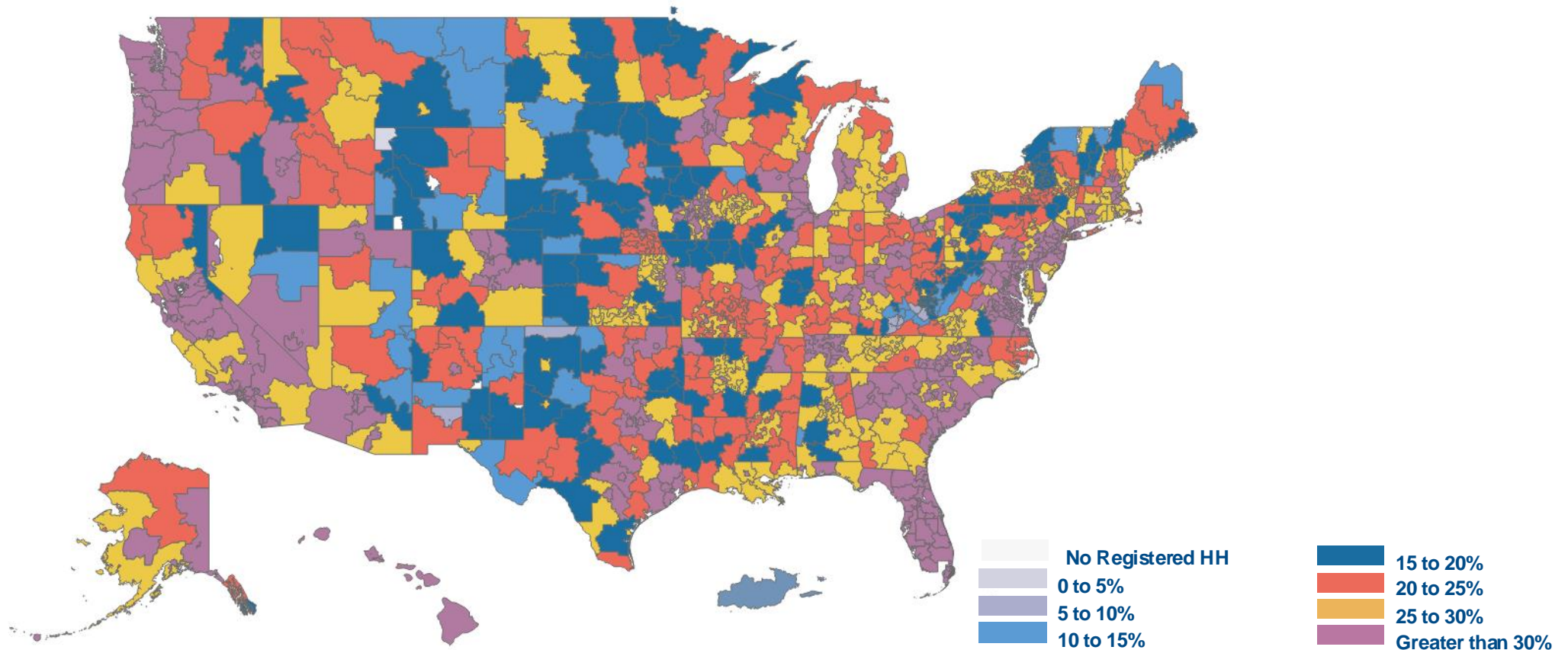
55.8M

Email-enabled Users

+16% Growth YoY

INFORMED DELIVERY HOUSEHOLD SATURATION

Informed Delivery has reached 31.8% national saturation of eligible delivery points.




Internal data as of June 30, 2024

HIGH REACH AND ENGAGEMENT

Impressive email open rates indicate that users are actively engaging with Informed Delivery notifications.


Informed Delivery Daily Digest Emails

Brands can leverage Informed Delivery to reach this highly engaged audience...



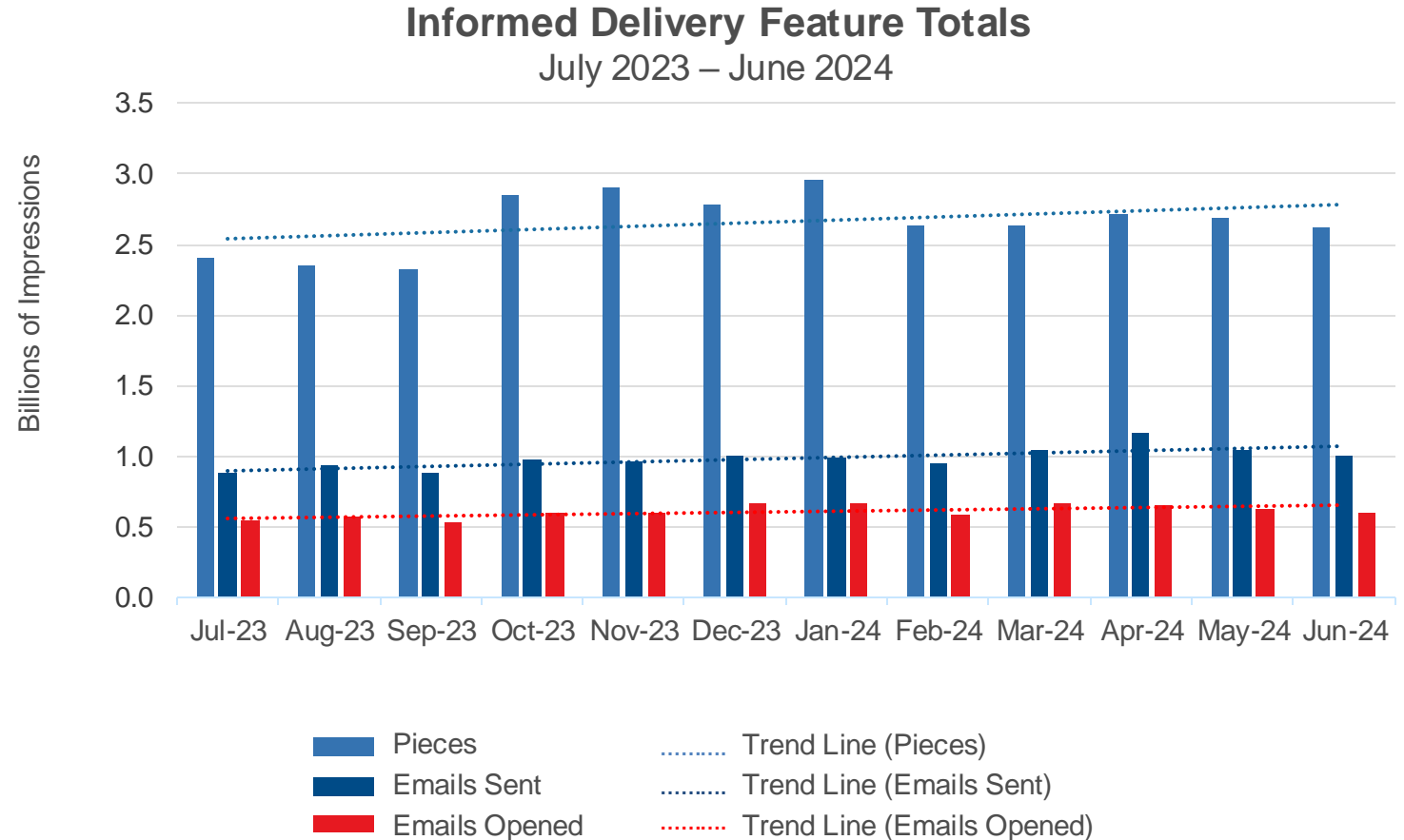
11.9B

Total Daily Digest Emails Sent



7.3B

Total Daily Digest Emails Opened




Internal data as of June 30, 2024

CONSISTENT USER SATISFACTION

User surveys indicate that users are 91% likely to continue engaging with the feature and are 92% likely to recommend it to friends, family, or colleagues.



91% of users¹ are satisfied or very satisfied with the Informed Delivery® feature




92% of users¹ would recommend the Informed Delivery feature to friends, family, or colleagues

¹Survey results collected from FY23Q4, FY24Q1, FY24Q2, & FY24Q3 User Surveys

HIGH NET PROMOTER SCORE

Users are highly likely to recommend Informed Delivery to others, leading to more awareness and a potential increase in the user base.



Compared to NPS[®] scores for other industries³

¹The Net Promoter[®] Score (NPS) is an industry metric measured by asking users how likely they are to recommend a product, service or company to a friend or colleague. To calculate, visit [NPS Calculator: Calculate and Benchmark Your Net Promoter Score \(retently.com\)](https://www.retently.com/blog/good-net-promoter-score/). Net Promoter[®] and Net Promoter Score[®] are registered trademarks of Bain & Company, Inc.

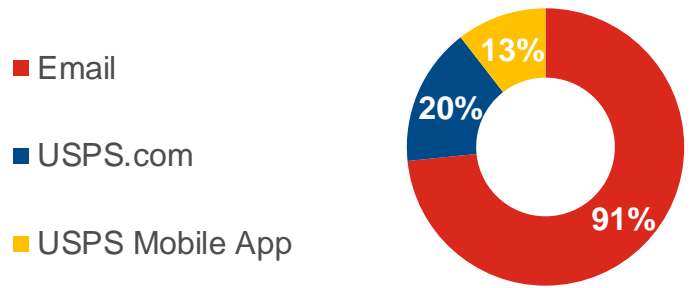
²Data from FY24Q3 User Survey

³<https://www.retently.com/blog/good-net-promoter-score/>

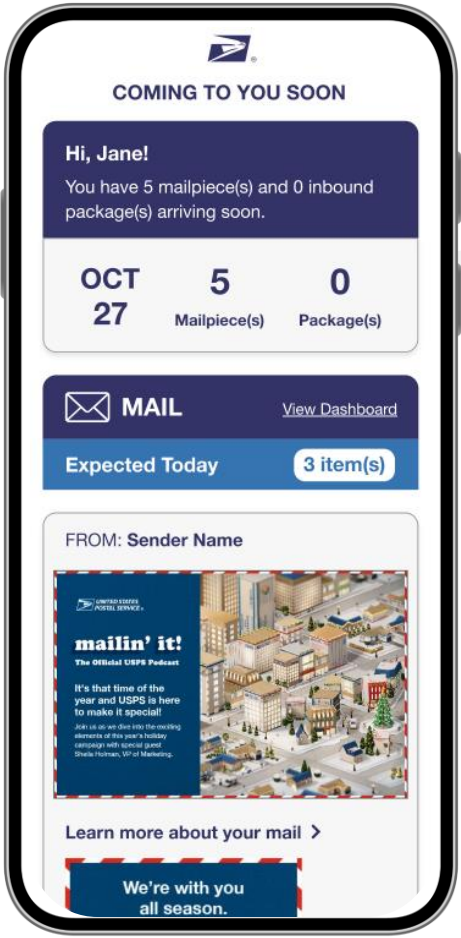
CHANNEL USAGE

Majority of Informed Delivery[®] users¹ access Informed Delivery via Daily Digest email, followed by USPS.com, and then the USPS Mobile[®] App.

91% of Informed Delivery users access Informed Delivery via the Daily Digest email



¹Responses pulled from FY24 Q3 User Survey;
Note: Respondents were able to select more than one response type
²Email Open Rate: [Statistics & 17 Best Practices \(2024 Guide\) | Mailmunch](#). (Measured against the average for all industries)



62.2%
Average Informed Delivery Daily Digest email open rate

Email open rate ~3x higher than industry standards²



On average, users spend more time on the Informed Delivery[®] dashboard than the average time spent on-page for 10+ industries.

Average of...

1:33 minutes

spent on the Informed Delivery dashboard¹

vs. 0:47 secs average page view across sites of other industries²



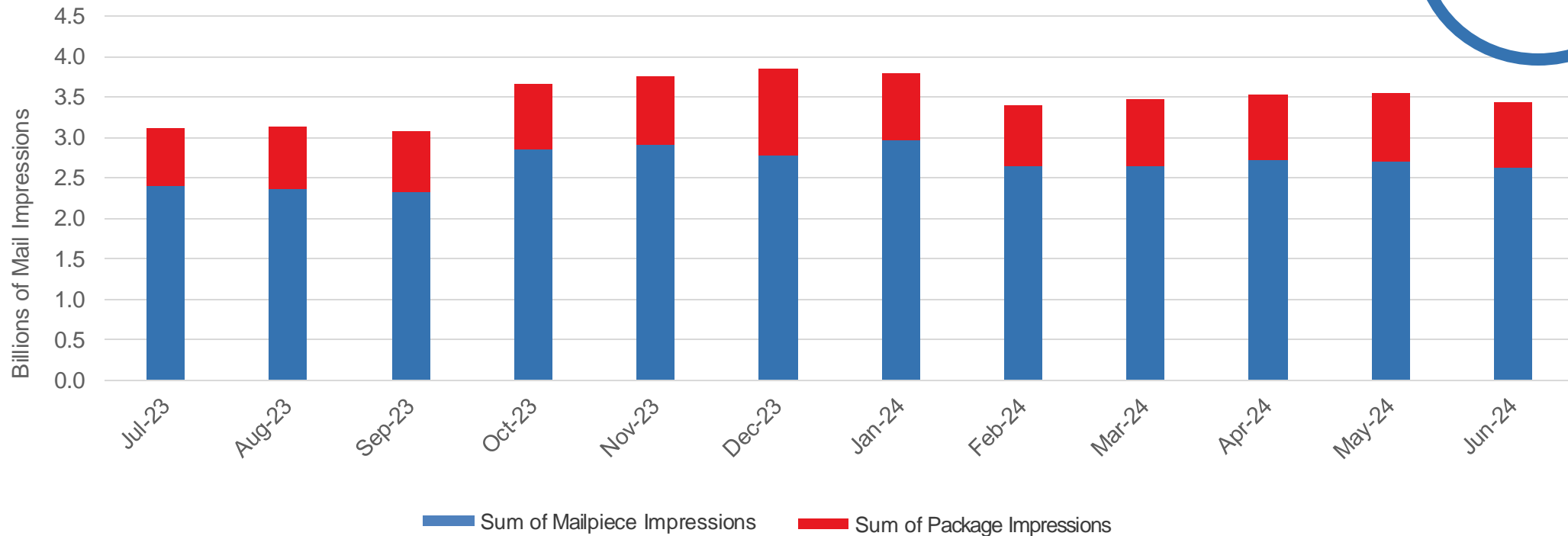
¹Informed Delivery Feature Google Analytics Data July 1, 2023 – June 30, 2024

²[2023 Digital Experience Benchmark: Global CX Performance Across 10+ Industries](#)

GENERATING SIGNIFICANT IMPRESSIONS

Daily Digest emails have generated 42 billion mailpiece and package impressions in the past year.

Impressions Delivered
July 2023 – June 2024



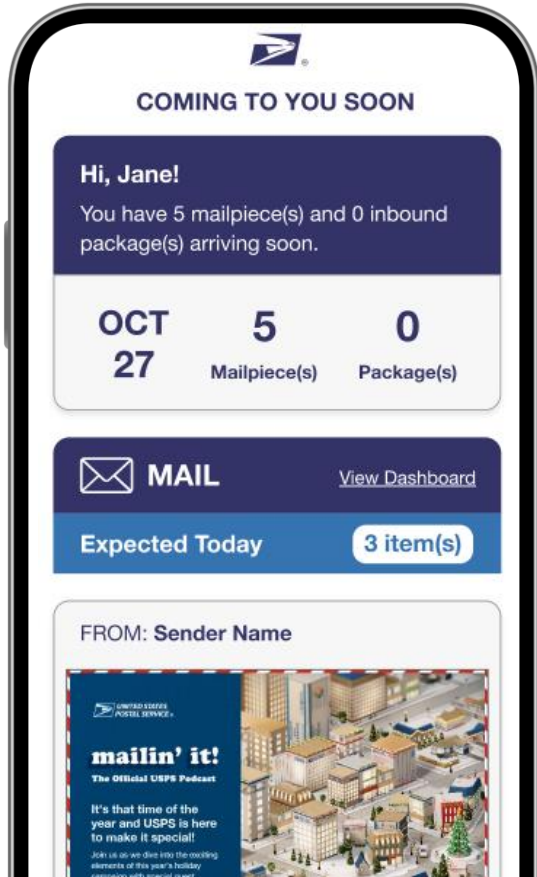
Total Mail Impressions
32B

Total Package Impressions
10B

Internal data as of June 30, 2024

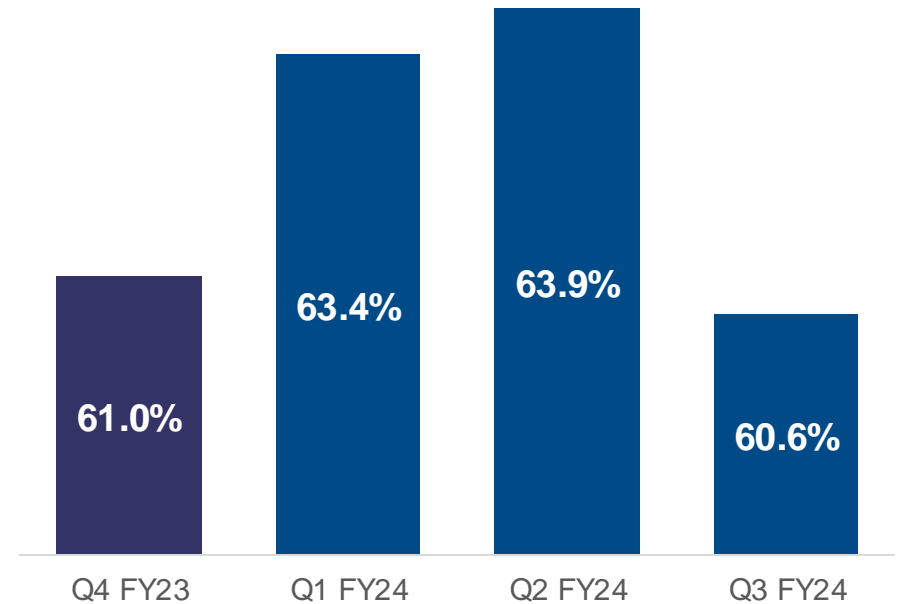
HIGH EMAIL OPEN RATES

Informed Delivery® users are heavily engaged with their Daily Digest, as seen by the high email open rate of 60.6% in Q3 FY24. These impressions transform your customer's inbox into a high-performing touchpoint.



60.6%
Q3 Daily Digest
Email Open Rate

Quarterly Email Open Rate
(Q4 FY23 – Q3 FY24)

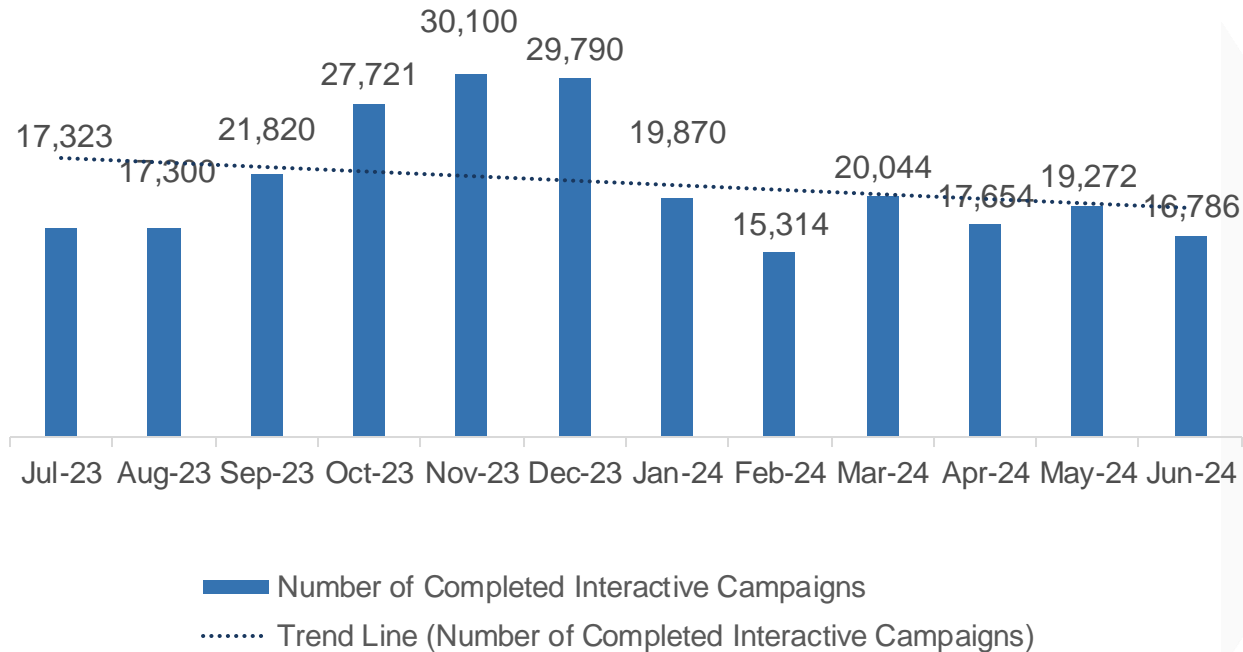


Internal data as of June 30, 2024

INTERACTIVE CAMPAIGN IMPRESSIONS

Through the integration of hardcopy mail and digital marketing, the Informed Delivery® feature continues to provide increased impressions for mailers.

Completed Interactive Campaigns



Internal data as of June 30, 2024

INFORMED DELIVERY® AS A MARKETING CHANNEL

Business mailers and shippers can engage users through an integrated mail or package digital marketing campaign that generates additional consumer impressions, interactions, and insights.



Save Advertising Dollars

Informed Delivery campaigns provide a **free marketing channel** for businesses to promote custom messages. Brands can elevate their hardcopy mail campaigns by pairing them with a digital experience at no additional cost.



Expand Reach and Boost Engagement

Campaigns allow brands to generate **additional digital impressions** for intended recipients. **With over 64M active users and a 62.2% email open rate**, Informed Delivery provides brands an opportunity to reach an already engaged audience.



Gain Customer Insights and Data

Brands can leverage campaign data to **gather insights on how customers interact with the brand**, along with key performance metrics (i.e., open rates, click-through rates).



Elevate the Customer Experience

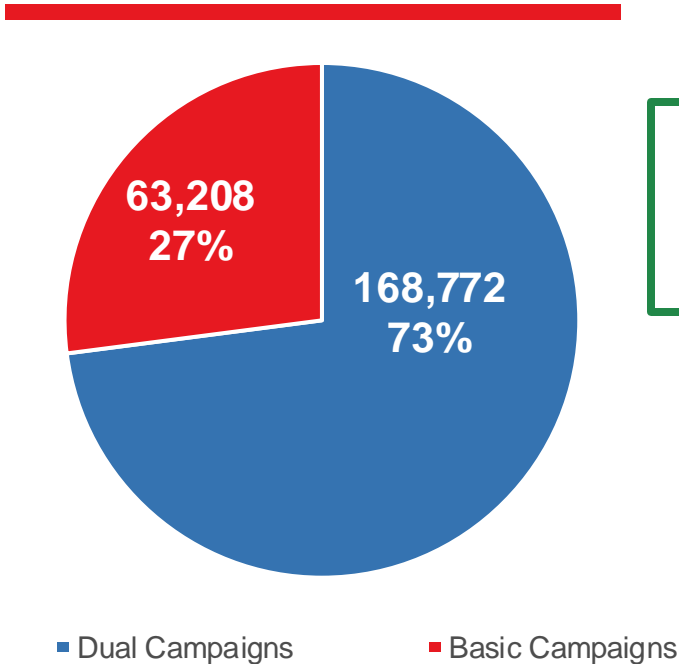
Customers can **take action on their mail piece immediately**—regardless of whether they retrieve mail from the physical mailbox. This in turn allows brands to see results faster than with traditional mailer campaigns.

To learn more about Informed Delivery campaigns, visit our [Informed Delivery for Business Mailers and Shippers](#) page.

OPPORTUNITY FOR INTERACTIVE CAMPAIGNS

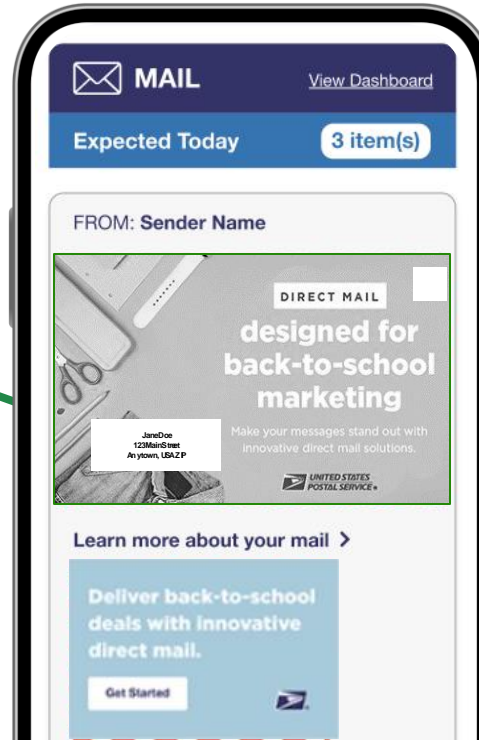
Mailers can create and launch interactive campaigns to reach and re-engage their customers.

Total # of Campaigns
July 2023 – June 2024

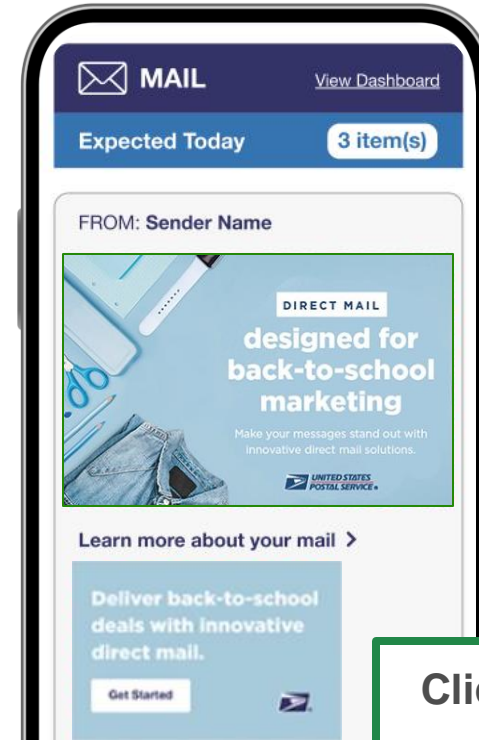


Click Through Rate
0.24%

BASIC CAMPAIGN



DUAL CAMPAIGN



Click Through Rate
0.24%

Internal data from July 1, 2023, through June 30, 2024

CALCULATE YOUR POTENTIAL RETURN ON INVESTMENT

Find out your potential return from a direct mail campaign that uses Informed Delivery with our helpful Informed Delivery® Return on Investment Calculator here:

<https://www.uspsdelivers.com/informeddelivery-calculator/>

Discover the additional reach, attention, response, and conversions your direct mail campaign can garner by using the Informed Delivery feature.



PACKAGE CAMPAIGNS

Shippers can also create and launch interactive campaigns to reach and re-engage their customers.



1,666

Total Package Campaigns



3.6M+

Packages associated to campaigns



11K+

Total Click Throughs



0.3%

Click Through Rate



62.2%

Email Open Rate

Internal data from July 1, 2023, through June 30, 2024

Sign Up

Anyone interested in signing up for Package Campaigns should **email us** at IDPackageCampaigns@usps.gov.

More Info

For those seeking more information, check out the **Shipper Campaign Portal (SCP) Guide** on the Informed Delivery® for Business Mailers website: <https://www.usps.com/business/informed-delivery.htm>