



WebTools Release Notes

Version 1.5

Application: Web Tools APIs
Package Name: February-March 2017 Updates
Package Version: 1.5

Table of Contents

| | | |
|-----|--|----|
| 1 | Revision History | 1 |
| 2 | Implementation Summary | 2 |
| 2.1 | Production Release: January 22, 2017 (complete) | 2 |
| 2.2 | Production Release: February 24, 2017 | 3 |
| 2.3 | Production Release: March 24, 2017 | 4 |
| 2.4 | Production Release: To Be Determined | 5 |
| 2.5 | New and Recently Released APIs and Functionality | 6 |
| 3 | Appendices | 7 |
| 3.1 | Appendix A – Price Calculator and Label APIs | 7 |
| 3.2 | Appendix B – Domestic Label APIs: Customs Forms | 7 |
| 3.3 | Appendix C – Sample XML Requests | 11 |

1 Revision History

| Date | Author | File Version | Change Description |
|-----------|-------------|--------------|---|
| 12/8/2016 | Evan Betler | V1.1 | Initial version |
| 1/5/2017 | Evan Betler | V1.3 | New version with the following revisions: <ul style="list-style-type: none">- 2.1.1: COD change delayed indefinitely- 2.2.4.2: PFS-R label image details added- 2.2.5: GXG CI updates added to February release- 2.3.3: Customs Forms Warehousing API moved to Mar release |
| 2/13/2017 | Evan Betler | V1.5 | New version with the following revisions: <ul style="list-style-type: none">- 2.2.4: Premium Forwarding Service API Updates moved from February to March release- 2.2.6: Package Tracking API updates added- 2.2.3.3: API name validation added- 2.3.1: Testing dates TBD (separate notice will be sent) |

2 Implementation Summary

External testing availability via the Web Tools CAT / stg- environment for each release can be found in the respective section below. The external test environment can be accessed, using your production UserID, via the following URL scheme, host and path:

- Secure APIs: <https://stg-secure.shippingapis.com/ShippingApi.dll>
- Non-secure APIs: <http://stg-production.shippingapis.com/ShippingApi.dll>

If you receive an authorization error, please contact webtools@usps.gov and include your UserID.

2.1 Production Release: January 22, 2017 (complete)

External testing: December 27, 2016 (further updates released for testing January 5, 2017)

USPS is enacting a Price Change on January 22, 2017. All domestic and international price calculator and shipping label APIs will reflect updated pricing (see Appendix A for full list of price calculator and label APIs). For information on specific prices being updated, please go to <http://pe.usps.com/>.

Changes beyond basic price updates are explained below, per API.

2.1.1 Domestic Price Calculator API Updates (API=RateV4)

- ~~1. Collect On Delivery Extra Service Updates (change delayed indefinitely)

 - ~~○ Summary: Collect on Delivery will be renamed “Collect on Delivery Hold for Pickup” and customers will be required to pick up the item and pay the collection amount at the Post Office~~
 - ~~○ Collect on Delivery (ServiceID=103) updated response <ServiceName>= “Collect on Delivery Hold For Pickup”~~
 - ~~○ Collect on Delivery Restricted Delivery (ServiceID=175) updated response <ServiceName>= “Collect on Delivery Hold For Pickup Restricted Delivery”~~
 - ~~○ Registered Mail™ COD Collection Charge (ServiceID=112) updated response <ServiceName>= “Registered Mail™ COD HFPU Collection Charge”~~
 - ~~○ Current Collect on Delivery availability by Mail Class will remain the same:

 - ~~• Collect on Delivery Hold For Pickup will be available for First-Class Mail Parcel (response CLASS ID= “0”)~~~~~~

2.1.2 eVS API Updates (API=eVS)

1. Standard Mail Marketing Parcel renamed Marketing Mail Parcel
 - Current enumeration: <ServiceType>= “STANDARD MAIL MARKETING PARCEL”
 - New enumeration: <ServiceType>= “MARKETING MAIL PARCEL”

2.1.3 Premium Forwarding Service API Updates (API=PFSC)

1. PFSC API will be modified to support Flat Rate Half and Flat Rate Full tray containers:
 - New <Container> enumerations applicable when <ServiceType>= “EXPRESS”, “PRIORITY”
 - <Container>=“FLAT RATE HALF TRAY”
 - <Container>=“FLAT RATE FULL TRAY”
 - “FLAT RATE HALF TRAY” and “FLAT RATE FULL TRAY” will be noted in the top right corner of the label image (below the postage indicia area)

2.1.4 Priority Mail International Label API Updates (API=PriorityMailIntl, eVSPriorityMailIntl)

1. When it is determined that Priority Mail International (PMI) items to a particular country do not require a signature at delivery, the barcode and label image will be modified as follows:
 - The barcode will begin with an H* instead of a C* prefix
 - The signature icon will not be displayed

2.1.5 Customs Forms 2976A API Updates (API=CustomsCP72V3)

- When it is determined that Priority Mail International (PMI) items to a particular country do not require a signature at delivery, the barcode and label image will be modified as follows:
 - The barcode will begin with an H* instead of a C* prefix
 - The signature icon will not be displayed

2.2 Production Release: February 24, 2017

External testing: January 30, 2017

2.2.1 Retirement: Legacy Track and Confirm API (API=Track)

- The Track API is planned for retirement in February 2017 – Integrators should migrate to TrackV2. TrackV2 technical specifications can be found in the “Tracking & Delivery Information APIs” user guide at <https://www.usps.com/business/web-tools-apis/documentation-updates.htm> along with a “February 2017 API Retirement” transition guide in the *Announcements* section

2.2.2 Retirement: Legacy Merchandise Return Service APIs (API=MerchandiseReturnServiceV2, MerchandiseReturnServiceV3)

- The V2 and V3 MerchandiseReturnService APIs are planned for retirement in February 2017 – Integrators should migrate to V4. V4 technical specifications can be found in the “Merchandise Return Service Labels” user guide at <https://www.usps.com/business/web-tools-apis/documentation-updates.htm> along with a “February 2017 API Retirement” transition guide in the *Announcements* section

2.2.3 PTR/PTS HTTP API URL Retirement

- The following APIs will no longer be accessible via the HTTP URL (<http://production.shippingapis.com/ShippingAPI.dll>):
 - PTSEmail
 - PTSRre
 - PTSPod
 - PTSRrestore
 - PTSRram
- If you are not already using the secure HTTPS URL to make these API requests, please switch over as soon as possible. These APIs are currently available in production via: <https://secure.shippingapis.com/ShippingAPI.dll>
- API name (e.g. “API=PTSPod”) in the PTR/PTS APIs will be validated moving forward. Reference the updated technical documentation for valid API names: <https://www.usps.com/business/web-tools-apis/welcome.htm>

~~2.2.4 Premium Forwarding Service API Updates (API=PFS) (changes moved to March release)~~

- ~~PFSC API will be renamed PFS API and updated to support PFS Residential~~
 - ~~API=PFSC will change to API=PFS~~
 - ~~New required request tag <PFSType>~~
 - ~~Enumerations: “R” (residential), “C” (commercial)~~
 - ~~When <PFSType>= “R”, values in the the following request tags will be optional:~~
 - ~~<PermitNumber>~~
 - ~~<PermitZIPCode>~~
 - ~~<MasterMID>~~
 - ~~<PartnerMID>~~
 - ~~When <PFSType>= “R”, applicable <Container> enumerations are:~~
 - ~~“TYVEK ENVELOPE”~~
 - ~~“MD FLAT RATE BOX”~~

- ~~When <PFSType>= "R", the barcode and label image will be modified from the traditional PFSC label image as follows:~~
 - ~~The barcode will contain a MID 699550 specific to PFS Residential~~
 - ~~The barcode will use STC 055~~
- 2. ~~PFS Residential Label Image~~
 - ~~New text in postage evidencing area will display: "PRIORITY MAIL U.S. POSTAGE PAID" (subject to change)~~
 - ~~New text in postage evidencing area will display: "PERMIT G-400"~~
 - ~~New banner at the bottom of the label will display: "Premium Forwarding Service Residential X of Y"~~

2.2.5 GXG Commercial Invoice (CI) Update (GXGGetLabel, eVSGXGGetLabel)

1. Modification to GXGGetLabel and eVSGXGGetLabel to appropriately support Commercial Invoice image creation
 - When <CIRequired> = "true" in the GXGGetLabel and eVSGXGGetLabel response, Web Tools will return the commercial invoice, PS Form 6182, consisting of three images and an instructions sheet appended to the end of the GXG label
 - The CI image will be returned in existing <CIImage> response tags

2.2.6 Package Tracking API Updates (TrackV2)

1. When an item has multiple "81" and "82" events in the USPS system (<EventCode>) on a single calendar day in a ZIP Code, then only return the event with the earliest date/time
2. Event code (<EventCode>) "83" will be suppressed in all circumstances
3. Updated error response <Description> values
 - **New:** "Delivery status information is not available for your item via this website." **replacing** "The tracking number may be incorrect or the status update is not yet available. Please verify your tracking number and try again later."
 - **New:** "The tracking number may be incorrect or the status update is not yet available. Please verify your tracking number and try again later." **replacing:** "Not Found"

2.3 Production Release: March 24, 2017

2.3.1 SSLV3 Support Disabled

1. Web Tools will discontinue support of SSLv3 for securing connections to our HTTPS APIs (accessed through URL <https://stg-secure.shippingapis.com/ShippingApi.dll>). After this change, integrations leveraging SSLv3 will fail when attempting to access the APIs.
 - External SSLv3 testing: TBD (separate email will be sent when available)
2. Common HTTPS APIs:
 - Shipping Labels
 - See Appendix A
 - Package Pickup
 - CarrierPickupAvailability
 - CarrierPickupSchedule
 - CarrierPickupCancel
 - CarrierPickupChange
 - CarrierPickupInquiry
 - Product Tracking APIs:
 - PTSEmail
 - PTRRre
 - PTSPod
 - PTSRestore

- PTSRam
- The following APIs are available via HTTP and HTTPS (possible impact would only apply to the when HTTPS used):
 - Verify
 - CityStateLookup
 - IntlRate
 - IntlRateV2
 - PriorityMail
 - RateV4
 - StandardB
 - Track
 - TrackV2
 - ZipCodeLookup

Additional background: Security research published in recent years demonstrated that SSLv3 contained weaknesses that limited its ability to protect and secure communications. These weaknesses have been addressed in the replacement for SSL, Transport Layer Security (TLS). Since then, major browser software vendors have been disabling support for SSLv3 and their work is largely complete. Consistent with our priority to protect USPS Web Tools customers, Web Tools will only support versions of the more modern TLS rather than SSLv3.

2.3.2 Fragile / Special Handling Fee

1. Fragile handling results in a fee which Web Tools will treat as an extra service
 - Impacted APIs: Domestic Price Calculator and Label APIs

2.3.3 Customs Forms for Warehousing Software

1. Customs Forms APIs with IMpb input and optional manifest of customs data for export compliance
 - Technical specifications pending

2.3.4 Premium Forwarding Service API Updates (API=PFS)

1. PFSC API will be renamed PFS API and updated to support PFS Residential
 - API=PFSC will change to API=PFS
 - New required request tag <PFSType>
 - Enumerations: “RR” (residential), “RO” (residential online), “C” (commercial)
 - When <PFSType>= “RR” or “RO”, values in the following request tags will be optional:
 - <PermitNumber>
 - <PermitZIPCode>
 - <MasterMID>
 - <PartnerMID>
 - When <PFSType>= “RR” or “RO”, applicable <Container> enumerations are:
 - “TYVEK ENVELOPE”
 - “MD FLAT RATE BOX”
 - When <PFSType>= “RR” or “RO”, the barcode and label image will be modified from the traditional PFSC label image as follows:
 - The barcode will contain a MID 699550 specific to PFS Residential Online (“RO”)
 - The barcode will contain a MID 699551 specific to PFS Residential (“RR”)
 - The barcode will use STC 055
 - The barcode will use a N IMpb construct with “94” as the channel Application Id
2. New text in postage evidencing area will display: “PRIORITY MAIL U.S. POSTAGE PAID USPS PERMIT NO. G-10 EVS”

2.4 Production Release: To Be Determined

Items will be moved to release dates as scheduled and included in future versions of the release notes

- ~~1. Customs Forms for Warehousing Software (moved to March release)~~
 - ~~○ Customs Forms APIs with IMpb input and optional EMCDB manifest~~
- ~~2. Commercial Invoice Fix (moved to February release)~~
 - ~~○ Modification to GXGGetLabel and eVSGXGGetLabel to appropriately support Commercial Invoice image creation~~
3. ZPL label image format enhancements
 - International support and EPL approach and release are to be determined
 - Updates to POLocatorV2 API response for passport services information
4. Domestic Customs Forms and Barcode Updates (See Appendix B)

2.5 New and Recently Released APIs and Functionality

Contact webtools@usps.gov for registration and detailed specifications for the following new APIs

2.5.1 Recent eVS API Enhancements

1. Shipping Partner Event (SPE) File: eVS domestic and international label APIs
 - Effective 10/22, Web Tools supports creation and transmission of the Shipping Partner Event File – Customers will need to opt in to this functionality and be certified. Please reach out to webtools@usps.gov for more information.
2. ZPL label image format enhancements
 - Effective 10/22, Web Tools supports ZPL label image format options within the domestic eVS API for both domestic shipping labels and domestic customs forms
 - To receive a ZPL image, send <ImageType>= “TIF” and <ImageParameter>= “4x6LABELZPL” in the request
 - International support and EPL approach and release are to be determined

2.5.2 Redelivery and Delivery Instructions APIs

1. Summary: APIs are available to USPS partners that wish to offer Redelivery and Delivery Instructions capabilities within their ecommerce customer experience or USPS shipping fulfillment. Specific agreements with USPS are required.

2.5.3 Package Intercept API

1. Summary: APIs are available that allow initiation of a Package Intercept request and query for the status of a Package Intercept request. Specific agreements with USPS are required.

3 Appendices

3.1 Appendix A – Price Calculator and Label APIs

3.1.1 Domestic Price Calculator APIs

| Description | API Name |
|---------------------------|----------|
| Domestic Price Calculator | RateV4 |

3.1.2 International Price Calculator APIs

| Description | API Name |
|--------------------------------|----------------------|
| International Price Calculator | IntlRateV2, IntlRate |

3.1.3 Domestic Label APIs

| Description | API Name |
|----------------------------------|--------------------------|
| Express Mail Label | ExpressMailLabel |
| Express Mail Hold For Pickup | HoldForPickupExpress |
| Priority Mail Hold For Pickup | HoldForPickupPriority |
| First Class Mail Hold For Pickup | HoldForPickupFirstClass |
| Delivery Confirmation | DeliveryConfirmationV4 |
| Signature Confirmation | SignatureConfirmationV4 |
| Merchandise Return Service | MerchandiseReturnV4 |
| Merchandise Return Service Bulk | MerchReturnV4Bulk |
| Open and Distribute Priority | OpenDistributePriorityV2 |
| eVS Domestic | eVS |

3.1.4 International Label APIs

| Description | API Name |
|--------------------------------------|-----------------------|
| Express Mail International | ExpressMailIntl |
| Express Mail International – eVS | eVSExpressMailIntl |
| Priority Mail International | PriorityMailIntl |
| Priority Mail International - eVS | eVSPriorityMailIntl |
| First Class Mail International | FirstClassMailIntl |
| First Class Mail International - eVS | eVSFirstClassMailIntl |
| GXG Get Label | GXGGetLabel |
| GXG Get Label – eVS | eVSGXGGetLabel |
| GXG Commercial Invoice | GXGCommercialInvoice |
| Customs SCAN | CustomsSCAN |
| Customs Form CN22 | CustomsCN22V2 |
| Customs Form CP72 | CustomsCP72V3 |

3.2 Appendix B – Domestic Label APIs: Customs Forms

Production release tentatively scheduled for March 2017

3.2.1 Priority Mail, First Class Parcel / Package Service, Package Services Labels without postage (API=DeliveryConfirmationV4, SignatureConfirmationV4)






1. Updates: Customs compliance requirements for items destined to military (APO, FPO), diplomatic (DPO), and US Possessions, Territories and Freely Associated States (PTFAS)
 - Request considerations:
 - Effective 1/26/16, the full complement of customs data XML inputs were made available optionally for APO/FPO/DPO and PTFAS ZIP Codes
 - Effective March 2017 (tentative, exact date TBD), the following customs data XML inputs will be required at a minimum for APO/FPO/DPO and PTFAS ZIP Codes
 - <CustomsContentType> and <WeightInOunces>
 - If, based on the <CustomsContentType> and <WeightInOunces>, a customs form is required, the following customs data XML inputs will be required for APO/FPO/DPO and PTFAS ZIP Codes:
 - <ShippingContents> / <ItemDetail> grouping
 - <Description> (required for each item, 256-character maximum)
 - <Quantity> (required for each item, numeric, 4-character maximum)
 - <Value> (required for each item, decimal, 8-character maximum, decimal and cents must be provided (i.e. 12.00))
 - <NetPounds> (ounces or pounds required for each item)
 - <NetOunces> (ounces or pounds required for each item)
 - <HSTariffNumber> (required tag, optional value, 12-character maximum)
 - <CountryOfOrigin> (required tag, optional value, full valid country name per the “Full Country Listing” at <http://pe.usps.com/>)
 - Response / image considerations:
 - Effective 1/26/16:
 - The image in the response for an APO/FPO/DPO+PTFAS label without postage (including Customs Forms Online labels) is a standard domestic shipping label which requires a separate customs forms document
 - The image in the response for an APO/FPO/DPO+PTFAS prepaid label (Click N Ship and USPS Meter Label Solution) label is the integrated 2976A or 2976 customs form with a domestic IMpb barcode
 - Effective in March 2017 (tentative, exact date TBD), the APO/FPO/DPO+PTFAS label image for labels both with and without pre-paid postage will be the integrated 2976A or 2976 customs form with a domestic IMpb barcode
 - Images returned for Click N Ship and USPS Meter Label Solution will be the same in March 2017 as in January 2016
 - The response label image for items destined to APO/FPO/DPO and PTFAS ZIP Codes, when customs forms are required, will be a single ply 4x6” 2976A or 2976 customs form with optional continuation page following the format guidelines at <https://ribbs.usps.gov/index.cfm?page=intcustomsforms>
 - See Appendix A for customs form image sample
 - Detailed specifications, including a complete list of required and optional customs data inputs, can be found in the “Domestic Shipping Labels” API documentation at <https://www.usps.com/business/web-tools-apis/documentation-updates.htm>

3.2.2 Priority Mail Express Labels without postage (ExpressMailLabel)

1. Customs compliance requirements for items destined to military (APO, FPO), diplomatic (DPO), and US Possessions, Territories and Freely Associated States (PTFAS)
 - Request considerations:
 - Effective 1/26/16, the full complement of customs data XML inputs were made available optionally for APO/FPO/DPO and PTFAS ZIP Codes
 - Effective March 2017 (tentative, exact date TBD), the following customs data XML inputs will be required at a minimum for APO/FPO/DPO and PTFAS ZIP Codes
 - <CustomsContentType> and <WeightInOunces>

- If, based on the <CustomsContentType> and <WeightInOunces>, a customs form is required, the following customs data XML inputs will be required for APO/FPO/DPO and PTFAS ZIP Codes:
 - <ShippingContents> / <ItemDetail> grouping
 - <Description> (required for each item, 256-character maximum)
 - <Quantity> (required for each item, numeric, 4-character maximum)
 - <Value> (required for each item, decimal, 8-character maximum, decimal and cents must be provided (i.e. 12.00))
 - <NetPounds> (ounces or pounds required for each item)
 - <NetOunces> (ounces or pounds required for each item)
 - <HSTariffNumber> (required tag, optional value, 12-character maximum)
 - <CountryOfOrigin> (required tag, optional value, full valid country name per the “Full Country Listing” at <http://pe.usps.com/>)
 - Response / image considerations:
 - Effective 1/26/16:
 - The image in the response for an APO/FPO/DPO+PTFAS label without postage (including Customs Forms Online labels) is a standard domestic shipping label which requires a separate customs forms document
 - The image in the response for an APO/FPO/DPO+PTFAS prepaid label (Click N Ship and USPS Meter Label Solution) label is the integrated 2976A or 2976 customs form with a domestic IMpb barcode
 - Effective in March 2017 (tentative, exact date TBD), the APO/FPO/DPO+PTFAS label image for labels both with and without pre-paid postage will be the integrated 2976A or 2976 customs form with a domestic IMpb barcode
 - Images returned for Click N Ship and USPS Meter Label Solution will be the same in March 2017 as in January 2016
 - The response label image for items destined to APO/FPO/DPO and PTFAS ZIP Codes, when customs forms are required, will be a single ply 4x6” 2976A or 2976 customs form with optional continuation page following the format guidelines at <https://ribbs.usps.gov/index.cfm?page=intcustomsforms>
 - See Appendix A for customs form image sample
 - Detailed specifications, including a complete list of required and optional customs data inputs, can be found in the “Domestic Shipping Labels” API documentation at <https://www.usps.com/business/web-tools-apis/documentation-updates.htm>

3.2.3 eVS sample label / customs forms to military (APO/FPO) destination

| | | | | | | | | | | |
|--|---|---|--|---|--|---|-----------------|---------------------|-------------------|---------------------------|
|  9205 5901 0650 7600 0714 92 | F R O M |  7771234567 | CP72-CUSTOMS DECLARATION | | P | PRIORITY MAIL MILITARY U.S. POSTAGE PAID Not Valid Test Label eVS | | | | |
| | JON SENDER 2600 CAMPUS RD HONOLULU HI 96822-2224 | | Origin Post: US POSTAL SERVICE | Date of Mailing: 12/14/15 | | Importer's reference: | | | | |
| | Detailed description of contents | | | Qty | | Net Weight (lbs. oz) | Value (US\$) | HS Tariff Number | Origin Country | Insured Value: \$ 0.00 |
| | Description 1 | | | 9999 | | 0 1 | 1.11 | | | SDA Value: \$ 0.00 |
| Category of Items: MERCHANDISE | | | TOTAL | 0 1 | 1.11 | I certify the particulars given in this customs declaration are correct. This form does not contain any undeclared dangerous articles, or articles prohibited by legislation or by postal or customs regulations. I have met all applicable export filing requirements under federal law and regulations. | | | | |
| Exporter's reference: | | Exporter's contact: | | Total Dimensions: L: 6 W: 10 H: 4 | | Sender's Signature and Date JON SENDER 12/11/2015 | | | | |
| AES ITN Exemption 30.36A | | Invoice License Certificate No (s) | | Return to Sender Instructions in case of nondelivery: | | | | | | |
|  6.5 lbs. | |  | |  | | | | | | |
| T O | JOSEPH CLEAN POSTAL SERVICE UNIT 15345 61ST MAINT CO APO AP 96258 | | | | Overseas Military/Diplomatic Mail | | | | | |

PS Form 2976-A (March 2015) Web tools Do not duplicate this form without USPS approval. This item may be opened officially.

Notes:

- The above format applies also to DPO and US Possessions, Territories and Freely Associated States ZIP Codes
- The following APIs will have similar customs forms image outputs for military, diplomatic and Possessions, Territories and Freely Associated States: DeliveryConfirmationV4, SignatureConfirmationV4 and ExpressMailLabel API image outputs
- The image outputs will be a 2976B, 2976A or 2976 based on mail class; all will have the same dimensional footprint

3.3 Appendix C – Sample XML Requests

This section provides sample XML requests to the CAT/staging environment that demonstrate some of the changes implemented to our APIs in this release. These requests are provided as a reference to aid in your understanding of the changes and in your integration with our updated APIs. You should still complete all your usual testing and verification processes to ensure that your system is communicating properly with the most updated version of Web Tools.

Please note that you must place your valid USERID into the request. Sample responses are provided below the sample requests to illustrate the changes that will occur to the XML schema. Please note that the data within the tags may differ depending on inputs provided. Areas of note are highlighted.

DeliveryConfirmationV4 Sample Request

This request illustrates the new customs data inputs that will be required in March 2017 for military and diplomatic destinations and possessions, territories and freely associated states. The response schema will not be altered, however, a new label/customs form image will be returned (see Appendix A). These changes also apply to the following APIs: ExpressMailLabel, SignatureConfirmationV4

```



```

```

<Container></Container>
<Size>Regular</Size>
<Width />
<Length />
<Height />
<Girth />
<Machinable>True</Machinable>
<CommercialPrice>>true</CommercialPrice>
<ExtraServices>
<ExtraService>
</ExtraService></ExtraServices>
<ShippingContents>
  <ItemDetail>
    <Description>Description 1</Description>
    <Quantity>9999</Quantity>
    <Value>1.11</Value>
    <NetPounds></NetPounds>
    <NetOunces>1</NetOunces>
    <HSTariffNumber>234567</HSTariffNumber>
    <CountryOfOrigin>AU</CountryOfOrigin>
  </ItemDetail>
</ShippingContents>
<FromPhone>7175551212</FromPhone>
<SenderMID>123456789</SenderMID>
<ToPhone>5705551212</ToPhone>
<CustomsContentType>sample</CustomsContentType>
<ContentComments>Testing</ContentComments>
<RestrictionType>Phytosanitary Inspection</RestrictionType>
<RestrictionComments>Testing</RestrictionComments>
<AESITN>30.37a</AESITN>
<ImportersReference>IR-12345</ImportersReference>
<ImportersContact>j.morgan87@usps.gov</ImportersContact>
<ExportersReference>ER-12345</ExportersReference>
<ExportersContact>j.morgan87@usps.gov</ExportersContact>
<InvoiceNumber>Invoice89012345</InvoiceNumber>
<LicenseNumber>License Number12</LicenseNumber>
<CertificateNumber>CertificateX</CertificateNumber>
</DeliveryConfirmationV4.0Request>

```

RateV4 Sample Request

This sample request for the RateV4 API will illustrate the current/updated names for:

- Special Service 103 “Collect on Delivery” renamed “Collect on Delivery Hold For Pickup”
- Special Service 175 “Collect on Delivery Restricted Delivery” renamed “Collect on Delivery Hold for Pickup Restricted Delivery”

```

http://stg-production.shippingapis.com/ShippingApi.dll?API=RateV4&XML=<RateV4Request
USERID="XXXXXXXXXXXXXX">
<Revision>2</Revision>
<Package ID="2ND">
<Service>PRIORITY</Service>
<ZipOrigination>44106</ZipOrigination>
<ZipDestination>20770</ZipDestination>
<Pounds>1</Pounds>
<Ounces>8</Ounces>
<Container>NONRECTANGULAR</Container>

```

```

<Size>LARGE</Size>
<Width>15</Width>
<Length>30</Length>
<Height>15</Height>
<Girth>55</Girth>
<Value>1000</Value>
<AmountToCollect>10.00</AmountToCollect>
<SpecialServices>
<SpecialService></SpecialService>
<SpecialService></SpecialService>
</SpecialServices>
</Package>
</RateV4Request>

```

This sample request for the RateV4 API will illustrate the current/updated name for Special Service 112 “Registered Mail™ COD Collection Charge” renamed “Registered Mail™ COD HFPU Collection Charge”

[http://stg-production.shippingapis.com/ShippingApi.dll?API=RateV4&XML=<RateV4Request USERID="XXXXXXXXXXXXX">](http://stg-production.shippingapis.com/ShippingApi.dll?API=RateV4&XML=<RateV4Request USERID=)

```

<Revision>2</Revision>
<Package ID="2ND">
<Service>PRIORITY</Service>
<ZipOrigination>44106</ZipOrigination>
<ZipDestination>20770</ZipDestination>
<Pounds>1</Pounds>
<Ounces>8</Ounces>
<Container>NONRECTANGULAR</Container>
<Size>LARGE</Size>
<Width>2</Width>
<Length>2</Length>
<Height>1</Height>
<Girth>2</Girth>
<Value>1000</Value>
<AmountToCollect>10.00</AmountToCollect>
<SpecialServices>
<SpecialService>109</SpecialService>
<SpecialService>112</SpecialService>
</SpecialServices>
</Package>
</RateV4Request>

```

RateV4 Current Response

Special Service 103 = “Collect On Delivery”

```

<SpecialService>
-<ServiceID>103</ServiceID>
-<ServiceName>Collect on Delivery</ServiceName>
-<Available>true</Available>
-<AvailableOnline>true</AvailableOnline>
-<Price>24.45</Price>
-<PriceOnline>24.45</PriceOnline>
  <DeclaredValueRequired>true</DeclaredValueRequired>
-<DueSenderRequired>false</DueSenderRequired>
</SpecialService>

```

RateV4 Future Response

Special Service 103= “Collect on Delivery Hold For Pickup”

```

<SpecialService>
-<ServiceID>103</ServiceID>
-<ServiceName>Collect on Delivery Hold For Pickup</ServiceName>
-<Available>true</Available>
-<AvailableOnline>true</AvailableOnline>
-<Price>24.45</Price>
-<PriceOnline>24.45</PriceOnline>
  <DeclaredValueRequired>true</Declared ValueRequired>

```

| | |
|---|---|
| <p>Special Service 175= "Collect on Delivery Restricted Delivery"</p> <pre> <SpecialService> -<ServiceID>175</ServiceID> -<ServiceName>Collect on Delivery Restricted Delivery</ServiceName> -<Available>true</Available> -<AvailableOnline>true</AvailableOnline> -<Price>29.40</Price> <PriceOnline>29.40</PriceOnline><DeclaredValueRequired>true</ DeclaredValueRequired> -<DueSenderRequired>>false</DueSenderRequired> </SpecialService> Special Service 112 "Registered Mail™ COD Collection Charge" <SpecialService> -<ServiceID>112</ServiceID> -<ServiceName>Registered Mail<sup>&#8482;&lt;/sup>; COD Collection Charge</ServiceName> -<Available>true</Available> -<AvailableOnline>true</AvailableOnline> -<Price>5.65</Price> -<PriceOnline>5.65</PriceOnline> </SpecialService> </pre> | <pre> <DueSenderRequired>>false</DueSender Required> </SpecialService> Special Service 175= "Collect on Delivery Hold for Pickup Restricted Delivery" <SpecialService> -<ServiceID>175</ServiceID> -<ServiceName>Collect on Delivery Hold For Pickup Restricted Delivery</ServiceName> -<Available>true</Available> -<AvailableOnline>true</AvailableOnline> -<Price>29.40</Price> -<PriceOnline>29.40</PriceOnline> Special Service 112 "Registered Mail™ COD HFPU Collection Charge" <SpecialService> -<ServiceID>112</ServiceID> -<ServiceName>Registered Mail<sup>&#8482;&lt;/sup>; COD HFPU Collection Charge</ServiceName> -<Available>true</Available> -<AvailableOnline>true</AvailableOnline> -<Price>5.65</Price> -<PriceOnline>5.65</PriceOnline> </SpecialService> </pre> |
|---|---|

eVSPriorityMailIntl Sample Request

This sample request for the eVSPriorityMailIntl API will illustrate the H series Barcode Prefix.

[https://stg-secure.shippingapis.com/shippingapi.dll?API=eVSPriorityMailIntl&XML=<eVSPriorityMailIntlRequest USERID="XXXXXXXXXXXXX">](https://stg-secure.shippingapis.com/shippingapi.dll?API=eVSPriorityMailIntl&XML=<eVSPriorityMailIntlRequest USERID=)

```

<Option/>
<Revision>2</Revision>
<ImageParameters>
  <ImageParameter></ImageParameter>
</ImageParameters>
<FromFirstName>Jane</FromFirstName>
<FromMiddleInitial>A</FromMiddleInitial>
<FromLastName>Doe</FromLastName>
<FromFirm/>
<FromAddress1>Test</FromAddress1>
<FromAddress2>6406 Ivy Lane</FromAddress2>
<FromCity>Greenbelt</FromCity>

```

```

<FromState>MD</FromState>
<FromZip5>20770</FromZip5>
<FromZip4>1234</FromZip4>
<FromPhone>3019187658</FromPhone>
<ToName></ToName>
<ToFirstName>John</ToFirstName>
<ToLastName>Smith</ToLastName>
<ToFirm>TestFirm</ToFirm>
<ToAddress1>Test</ToAddress1>
<ToAddress2>5th floor</ToAddress2>
<ToAddress3>2 Haydar Aliyev </ToAddress3>
<ToCity>Bakı</ToCity>
<ToProvince></ToProvince>
<ToCountry>Azerbaijan</ToCountry>
<ToPostalCode>20770</ToPostalCode>
<ToPOBoxFlag>N</ToPOBoxFlag>
<ToPhone>5555555555</ToPhone>
<ToFax>3012929999</ToFax>
<ToEmail>test@aol.com</ToEmail>
<NonDeliveryOption>Return</NonDeliveryOption>
<Container>SMFLATRATEBOX</Container>
<ShippingContents>
  <ItemDetail>
    <Description>Policy guidelines </Description>
    <Quantity>1</Quantity>
    <Value>55.00</Value>
    <NetPounds>0</NetPounds>
    <NetOunces>1</NetOunces>
    <HSTariffNumber>490110</HSTariffNumber>
    <CountryOfOrigin>Japan</CountryOfOrigin>
  </ItemDetail>
</ShippingContents>
<Insured>N</Insured>
<InsuredNumber></InsuredNumber>
<InsuredAmount></InsuredAmount>
<GrossPounds>3</GrossPounds>
<GrossOunces>5</GrossOunces>
<ContentType>Documents</ContentType>
<Agreement>Y</Agreement>
<Comments>PriorityMailIntl Comments</Comments>
<ImageType>PDF</ImageType>
<CustomerRefNo></CustomerRefNo>
<CustomerRefNo2></CustomerRefNo2>
<POZipCode></POZipCode>
<LabelDate></LabelDate>
<HoldForManifest>N</HoldForManifest>
<Size>regular</Size>
<Length>1.5</Length>
<Width>1.5</Width>
<Height>1.5</Height>
<Girth>1.25</Girth>
<ExtraServices>
  <ExtraService></ExtraService>
</ExtraServices>
<DestinationRateIndicator>N</DestinationRateIndicator>
</eVSPriorityMailIntlRequest>

```

Current eVSPriorityMailIntl Response

```

<eVSPriorityMailIntlResponse>
  <Postage>32.25</Postage>
  <TotalValue>55.00</TotalValue>
  <SDRValue/>
  <BarcodeNumber>CJ000003611US</BarcodeNumber>
  <LabelImage></LabelImage>
  <Page2Image></Page2Image>
  <Page3Image></Page3Image>
  <Page4Image/>
  <Page5Image/>
  <Page6Image/>
  <Prohibitions></Prohibitions>
  <Restrictions></Restrictions>
  <Observations></Observations>
  <Regulations></Regulations>
  <AdditionalRestrictions>No Additional Restrictions Data
  found.</AdditionalRestrictions>
  <ParcelIndemnityCoverage>0.00</ParcelIndemnityCoverage>
  <RemainingBarcodes>9735</RemainingBarcodes>
</eVSPriorityMailIntlResponse>

```

Future eVSPriorityMailIntl Response

```

<eVSPriorityMailIntlResponse>
  <Postage>32.25</Postage>
  <TotalValue>55.00</TotalValue>
  <SDRValue/>
  <BarcodeNumber>HJ000003611US</BarcodeNumber>
  <LabelImage></LabelImage>
  <Page2Image></Page2Image>
  <Page3Image></Page3Image>
  <Page4Image/>
  <Page5Image/>
  <Page6Image/>
  <Prohibitions></Prohibitions>
  <Restrictions></Restrictions>
  <Observations></Observations>
  <Regulations></Regulations>
  <AdditionalRestrictions>No Additional
  Restrictions Data
  found.</AdditionalRestrictions>
  <ParcelIndemnityCoverage>0.00</ParcelIndemnityCoverage>
  <RemainingBarcodes>9735</RemainingBarcodes>
</eVSPriorityMailIntlResponse>

```